

Admission to Secondary School for September 2026



After the meeting today, we will send these links to you:

Greenwich: Applying for a secondary school place:

https://www.royalgreenwich.gov.uk/info/200286/apply_for_a_school_place/1937/apply_for_a_secondary_school_place

The School Admissions booklet:

<https://edition.pagesuite-professional.co.uk/html5/reader/production/default.aspx?pubname=&pubid=544b8783-16f8-47e1-aa52-9701795c26c5>

Be Great in Greenwich (supplementary information):

https://mcusercontent.com/353e66c91ca8d217125ad655c/files/de77e10a-5418-b9ca-a6e9-64a60d68fc3a/Be_Great_in_Greenwich_Information_about_provision_in_RBG_Secondary_Schools_and_Colleges_2023_2024.01.pdf


Timetable for secondary school admissions in September 2025

Stage	Date
Applications period opens	1 September 2025
Application period closes	31 October 2025
Application results are published	2 March 2026
Acceptance period closes	16 March 2026
Appeal period closes	30 March 2026
Appeal hearings take place	May and June 2026
Induction day at secondary schools	2 July 2026

TIMETABLE 2025/26

CHOOSING YOUR CHILD'S SECONDARY SCHOOL

It is important you take time to look at school websites to gain as much information on the following – as well as using the admissions booklet

- location
 - ethos
 - standards
 - specialism
 - size
 - siblings
- 

HOW DECISIONS ABOUT INTAKE ARE MADE

Fixed number of places for Year 7 intake in September 2026.

After the admission of pupils with a statement of special educational needs where the school is named on the statement, if there are more applicants than places available, schools follow an admissions criteria.

As many schools are no longer LA maintained they may set their own admissions criteria

1. Looked after children
2. Children who have a sibling
3. Children or their immediate family member with an acute medical or social need for a particular school
4. Other children based on home to school distance

Distance from home to school is measured as a straight line from a single fixed point in the centre of the home address to the main entrance of the school.

School Name	Type of School	Admission authority
Ark Greenwich Free School	Academy	Academy Trust
Eltham Hill School	Community	Local Authority
Harris Academy Greenwich	Academy	Academy Trust
Leigh Academy Blackheath	Academy	Academy Trust
Leigh Halley Academy	Academy	Academy Trust
Leigh Stationers' Academy	Academy	Academy Trust
Plumstead Manor School	Community	Local Authority
Royal Greenwich Trust School	Academy	Academy Trust
St Mary Magdalene CE School	Voluntary aided	Governing Body
St Paul's Academy	Academy	Academy Trust
St Thomas More Catholic Comprehensive School	Academy	Academy Trust
St Ursula's Convent School	Voluntary aided	Governing Body
The John Roan School	Academy	Academy Trust
Thomas Tallis School	Community	Local Authority
Woolwich Polytechnic School for Boys	Academy	Academy Trust
Woolwich Polytechnic School for Girls	Academy	Academy Trust

APPLICATION FORMS

Greenwich residents – available on line:
www.royalgreenwich.gov.uk/admissions

Non-Greenwich residents – obtain from local council

Proof of address must be attached –

- ▶ council tax letter
- ▶ tenancy agreement
- ▶ mortgage statement
- ▶ utility bill less than 3 months old

You may be asked for further clarification of parental responsibility or proof of address

If you already have an e-admissions account from when you applied for primary school places and you have not moved, you should be able to use the account already registered.

- ▶ **All** schools (including Bromley/Lewisham/Bexley schools/ grammar schools) should go onto the form **except** independent/private schools)
- ▶ You can apply for up to six secondary schools, listing them in order of preference.
- ▶ Consider each school's admissions policies and previous years' application rates to see whether your child is likely to be offered a place.
- ▶ For an indication of addresses offered by each school in the previous admission, look at the Greenwich Secondary school offers map on line.
- ▶ You don't have to list six schools, but the more schools you list, the better your chances of being offered a place at one of them.

LISTING YOUR PREFERRED SCHOOLS

Eltham Hill School

Eltham Hill | London | SE9 5EE
020 8859 2843
elthamhill.com

Headteacher: Erika Podmore

Age range: 11-19

Places available: 225



Admissions arrangements

First priority will go to children with an Education, Health and Care (EHC) Plan naming the school. Remaining places will be given in the following priority order:

1. Looked after and previously looked after children, including those children who appear to have been in state care outside of England and ceased to be in state care as a result of being adopted.
2. Children or their immediate family member with a chronic medical condition or social care need for a place at the school.
3. Children who have a sibling or other child living in the same household who, in any of these cases, will be living with them at the same address at the date of their entry to the school.
4. Children of a member staff employed directly by the school (and not through an agency) for two or more years at the time at which the application to the school is made and/or children of a member of staff recruited to fill a vacant post for which there is a demonstrable skill shortage.
5. Other children based on home to school distance.

Eltham Hill School is a highly successful comprehensive girls' school where students enjoy their learning and achieve excellent results. We have a broad, balanced, challenging and creative curriculum that supports students to develop into fully rounded, articulate, knowledgeable and kind young people.

"The school has high aspirations for its pupils. Pupils work hard and value their education. They achieve very well here." Ofsted 2024.

We have strong support systems in place to help students and their families cope with the challenges of adolescence and to promote wellbeing. Expectations are high and relationships between staff and students are strong, resulting in a calm, happy and productive learning environment.

"The atmosphere around the school is calm and purposeful. Behaviour is excellent." "The personal development programme is exceptional." "Many pupils contribute to high-quality drama and musical performances" Ofsted 2024.

Our extra-curricular offer is huge, allowing girls to develop as public speakers, mentors, ambassadors and leaders, as well as participate in a wide range of sports. Regular visits allow students to benefit from opportunities on offer in London and we also run a variety of residential trips abroad.

We have amazing facilities, great students, and talented, committed and experienced staff. Please do come and visit to find out more.

Applications to Eltham Hill School for entry 2025



	Total
Places available	225
Applications received	773
Last offer on distance (km)	2.71

Type of school

- ✓ Girls
- ✓ All ability
- ✓ Community



Open events

Please check the school's website for details.



Physical accessibility

Full physical access

Level-deck or lift access throughout the school. A hygiene suite.



Example

Harris Academy Greenwich

Middle Park Avenue | Eltham |
SE9 5EQ | 020 8859 0133
harrisgreenwich.org.uk

Principal: Jack Docherty

Age range: 11-18

Places available: 180



Welcome to Harris Academy Greenwich, a school that provides our students with a first class education and amazing life experiences. This reflects our personal outlook on life and on education. We only get one life and we should all use it to make a real difference in the world, to put a 'ding' in the universe. Our role here is to help students and staff dream bigger than they ever thought possible, and to make that dream come true through our culture of success, moral courage and integrity which beats at the heart of the school.

As parents, what do we want for our children? We want our children to be successful in their chosen profession, in their relationships and in their interaction with the world. We want them to be happy and to flourish. We ensure this school provides that opportunity for your child year after year.

And what do we want for our staff? We want our staff to receive regular, world-class training to achieve mastery of their craft, amazing support to flourish every day, to never burn out, and a sense of shared moral purpose about the best job in the world. We ensure this school provides that opportunity for staff year after year.

We invite you to consider sending your child here, you can be assured that this is a brilliant school - we are rather proud of it.

Applications to Harris Academy Greenwich for entry 2025



Band	1	2	3	4	5	6	7	8	9	Untested	Total
Places available	7	13	22	30	36	30	22	13	7	-	180
Applications received	58	44	46	95	103	117	93	102	180	417	1,225
Last offer on distance (km)	0.47	1.02	7.11	2.36	4.17	2.88	2.51	2.00	1.10	N/A	-

Type of school

- ✓ Mixed
- ✓ All ability
- ✓ Academy



Open events and testing dates

Please check the school's website for details.



Testing arrangements

Please check the school's website for details.

Supplementary information form

Yes, if extra time in the test is required.



Physical accessibility

Full physical access

Lift access to all floors. Sports hall with accessible toilet and shower.



Admissions arrangements

First priority will go to children with an Education, Health and Care (EHC) Plan naming the school. Within each of the nine ability bands, places will be given in the following priority order:

1. Looked after children and previously looked after children, including those children, who appear to have been in state care outside of England and ceased to be in state care as a result of being adopted.
2. Children with a sibling at the Academy in years 7 to 11 living in the same household, who, in any of these cases, will be living with them at the same address at the date of their entry to the school.
3. Children of staff members employed at Harris Academy Greenwich. The member of staff needs to have been employed at the school for at least two years at the time of application and/or been recruited to fill a vacant post for which there is a demonstrable skill shortage.
4. Other children based on home to school distance.



Testing and banding assessments

The following schools use a banding system based on the results of a general ability assessment:

- Harris Academy Greenwich
- Leigh Academy Blackheath
- Leigh Halley Academy
- Leigh Stationers' Academy

These schools will divide their total number of Year 7 places into bands with the aim of providing a balanced intake of children of differing abilities. Your child will be placed in one of a number of bands, depending on their score in a test. It is not possible to 'pass' or 'fail' the test, and the band a child is placed in will not guarantee an offer of a place at a preferred school.

Harris Academy Greenwich

The school will invite all applicants to an assessment after 31 October 2025. If your child does not take the banding assessment they will be considered for a place after all those applicants who have taken the test.

Please contact the school directly as soon as possible, to obtain further details, including testing arrangements.

Leigh Academy Blackheath, Leigh Halley Academy and Leigh Stationers' Academy

You will need to complete a form to register your child for the assessment and return it to the school by 31 October 2025. If your child does not take the banding assessment they will be considered for a place after all those applicants who have taken the test.

Please contact the school directly as soon as possible, to obtain further details, including testing arrangements.

Supplementary information forms

Please contact the schools directly to obtain further details, including testing arrangements. If your child requires additional time to complete the banding test, you will also need to complete a form. If you are applying for a place as a faith entrant at a church school, you will need to complete a supplementary information form that is verified and countersigned by your parish priest or faith leader in addition to the application form. This applies to:


- St Mary Magdalene CE School
- St Paul's Academy
- St Thomas More Catholic Comprehensive School
- St Ursula's Covent School

Each school that you apply to as a faith entrant will require a completed supplementary information form. This is in addition to the common application form that needs to be submitted to the local authority.

You should still complete a supplementary information form if, during the period specified for attendance at worship, the church has been closed for public worship and not provided alternative premises for that worship. Attendance will only apply to the period when the church or alternative premises have been available for public worship. Applicants prevented from attending church due to clinical vulnerability should also complete a supplementary information form as they may still qualify under faith-based criteria.

Details of faith based criteria and each school's supplementary information form can be obtained directly from the school. Links to the schools' websites are available at royalgreenwich.gov.uk. The supplementary information form must be returned to the school by 31 October 2025.

Tips

- Don't 'waste' a preference by naming a school where your child is unlikely to be offered a place
 - Don't name a school that you'd not wish your child to attend - any preference may be offered
 - Don't list the same school more than once as duplicates will be deleted
 - Do include schools nearest to your home address otherwise, your child may end up being allocated to a school much further away
- 

The Families Information Service (FIS) offers support to parents and carers who may need support with the school admissions process. The service is available to everyone and provides:

- a wide range of information on local secondary schools
- support in making informed and realistic preferences
- help in completing the relevant forms
- information about the appeals process.

If you have questions about which schools will best meet your child's academic and developmental needs, or require support in making your application, please contact FIS at fis@royalgreenwich.gov.uk.

SUPPORT

https://www.royalgreenwich.gov.uk/info/200286/apply_for_a_school_place/1400/secondary_school_offers_interactive_map

▶ **Receiving your offer**

- ▶ Your child will be offered one school place only.
- ▶ The offer may, or may not, be for one of your preferred schools. This is because the allocation process is based solely on home to school distance.
- ▶ If you applied online, we'll email your offer during the evening of 2 March 2026.
- ▶ If you applied on a paper form, we'll post your offer letter by first class post on 2 March 2026. You'll probably receive the letter on 3 March, but it may take longer.
- ▶ If your letter has not arrived in the post by 5 March 2026, you can phone us to find out about your offer. Do not phone us before then.

▶ **Responding to your offer**

- ▶ You must respond to your offer by 16 March 2026.
- ▶ If you do not respond by then, we'll withdraw the offer unless there are exceptional circumstances.
- ▶ If your child is offered a place at one of your preferred schools, we expect you to accept the offer. If you do not want to accept it, you must let us know as soon as possible by emailing school-admissions@royalgreenwich.gov.uk
- ▶ Accept or reject the offer by:
 - ▶ [responding online](#) (if you applied online)
 - ▶ emailing us at school-admissions@royalgreenwich.gov.uk
- ▶ You cannot respond verbally.
- ▶ If you reject the offer, we'll ask you what alternative arrangements you're making for your child's education.

RESPOND TO YOUR SECONDARY SCHOOL OFFER

WHAT IF I AM NOT OFFERED A PLACE AT ANY OF THE PLACES LISTED ON MY APPLICATION FORM?

► If you are a Royal Greenwich resident your child will be allocated a place at the appropriate school nearest to your home that has vacancies after offers have been made. Please bear in mind that the allocations process is based solely on distance and so your child may be allocated a place at any school.

Waiting lists

We'll automatically add your child's name to the waiting list for: any school you ranked higher than the school you're offered all your preferred schools if you do not receive an offer from any of them

If you do not want your child's name added to a waiting list, let us know by emailing school-admissions@royalgreenwich.gov.uk We maintain waiting lists until 31 August.

If you'd like your child's name to remain on a waiting list for the following school year, you'll need to make a new application from 1st July. [Check a school admissions waiting list](#)

Appealing a school place decision

You can appeal the decision not to offer your child a place at any of the schools you applied for.

The appeal decision is not influenced by your acceptance of the school place you've been offered.

If your appeal is unsuccessful, you should accept the school offered. [Find out more about how to appeal a school admissions decision](#)

Fair access to school places

We have a Fair Access Protocol to ensure we find and offer a school place to any child who is unable to secure one through the normal admissions process. This is particularly important for the most vulnerable children.

We want to minimise the amount of time any child is out of school. [Find out more about fair access to school places](#)

► [Find appeal forms, guidance notes and frequently asked questions about the appeals procedure](#)

Finding a school

Bus routes and rail stations

A Ark Greenwich Free School

Bus routes: 89, 122, 161, 178, 291, 386, 469, 486

Rail stations: Kidbrooke, Woolwich Arsenal

B Eltham Hill School

Bus routes: 122, 124, 126, 132, 160, 161, 233, 286, 314, 321, 624, 660, 816

Rail stations: Eltham, Mottingham

C Harris Academy Greenwich

Bus routes: B16, 122, 160, 321, 660

Rail stations: Eltham, Mottingham

D Leigh Academy Blackheath

Bus routes: 53, 54, 89, 108, 178, 202, 286, 380, 386, 422

Rail station: Westcombe Park

E Leigh Halley Academy

Bus routes: 89, 122, 161, 178, 291, 386, 469, 486

Rail stations: Kidbrooke, Woolwich Arsenal

F Leigh Stationers' Academy

Bus routes: B16, 132, 233, 286, 321, 624, 660

Rail stations: New Eltham, Falconwood

G Plumstead Manor School

Bus routes: 51, 53, 291

Rail station: Plumstead

H Royal Greenwich Trust School

Bus routes: 161, 177, 180, 472

Rail station: Charlton
Tube station: North Greenwich

I St Mary Magdalene CE School

Bus routes: 108, 129, 132, 161, 442, 472, 486

Tube station: North Greenwich

J St Paul's Academy

Bus routes: 177, 180, 469

Crossrail: Abbey Wood
Rail station: Abbey Wood

K St Thomas More Catholic Comprehensive School

Bus routes: B13, B16, 124, 126, 132, 160, 161, 233, 286, 314, 321

Rail stations: Eltham, New Eltham

L St Ursula's Convent School

Bus routes: 177, 180, 185, 286, 53

DLR station: Cutty Sark, Greenwich
Rail station: Greenwich

M The John Roan School

Bus routes: 53, 54, 108, 177, 180, 202, 286, 380, 386

Rail stations: Maze Hill, Westcombe Park

N Thomas Tallis School

Bus routes: B16, 89, 122, 178, 286, 321

Rail station: Kidbrooke

O Woolwich Polytechnic School for Boys

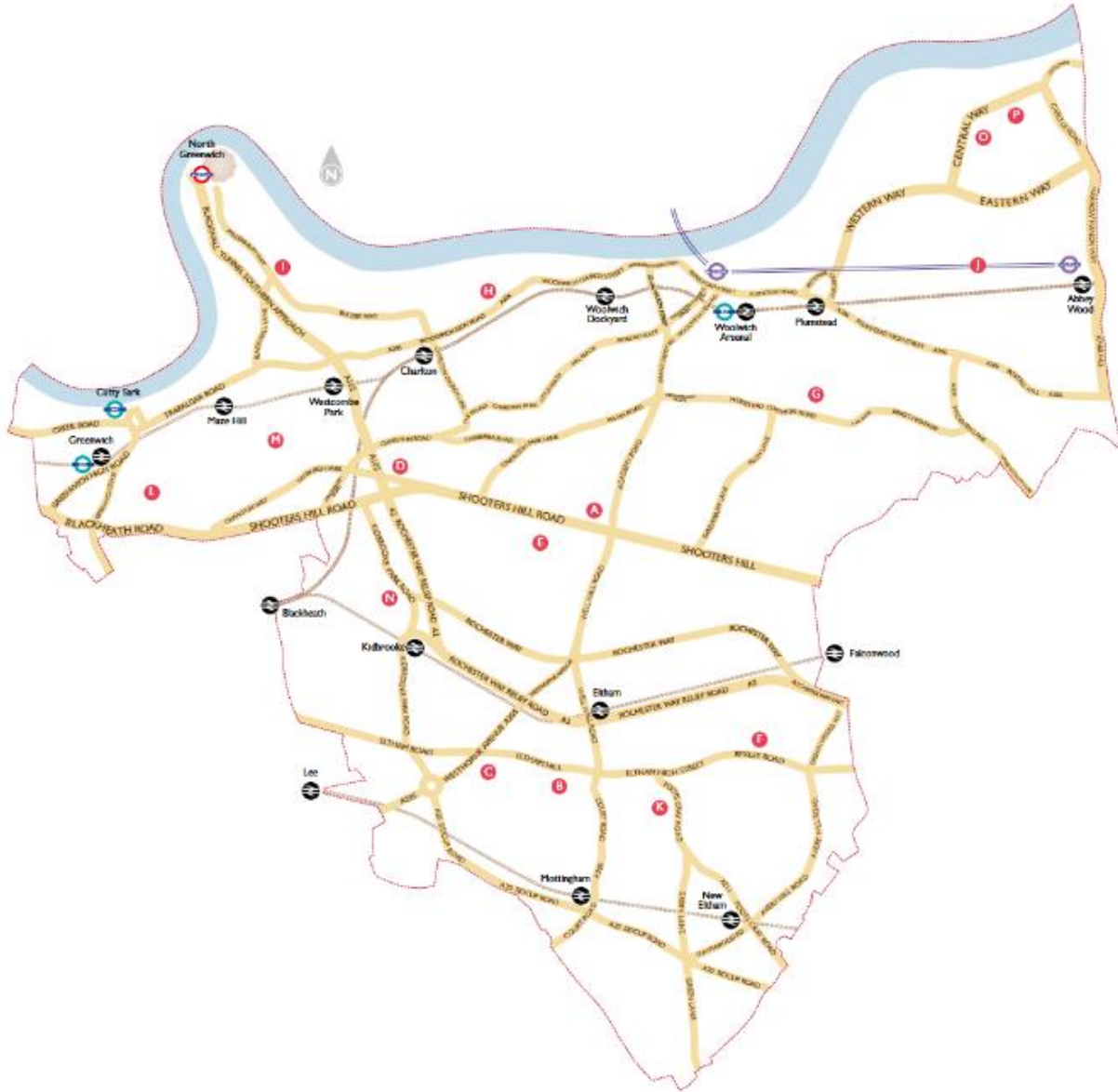
Bus routes: 177, 229, 244, 301, 472

Crossrail: Abbey Wood
Rail stations: Abbey Wood, Plumstead

P Woolwich Polytechnic School for Girls

Bus routes: 177, 229, 244, 301, 472

Crossrail: Abbey Wood
Rail stations: Abbey Wood, Plumstead



If you would like to talk through the process or need further support with your application, please do not hesitate to contact the school to make a phone/face to face appointment with a member of the team.

September 2025



Dear Parent/Carer of a Year 6 pupil,

Re: Support with secondary school admissions applications

Families Information Service

We are holding 'School Application Support Sessions' to assist parents/carers with Year 6 students to complete the secondary school admissions application. The deadline for submitting application forms is Friday 31st October 2025.

The Woolwich Centre
35 Wellington Street
London
SE18 6HQ

We can:

- give you advice about how to make an application.
- assist you to complete your application online.
- check and pass your required evidence to the Admissions Service

Please contact us to book on one of the following dates at the Woolwich Centre (and bring along any required evidence).

Monday 20 October 2025	9.30am- 3.30pm
Wednesday 22 October 2025	9.30am-3.30pm
Friday 24 October 2025	9.30am-3.30pm
Monday 27 October 2025	9.30am-3.30pm
Wednesday 29 October 2025	9.30am-3.30pm
Thursday 30 October 2025	9.30 am-3.30pm

Please bring your email account and council tax reference details (if applicable) with you. We look forward to seeing you.

With regards

Royal Greenwich Families Information Service

020 8921 6921

fis@royalgreenwich.gov.uk