



Home Learning- How to use Google Classroom

Google classroom



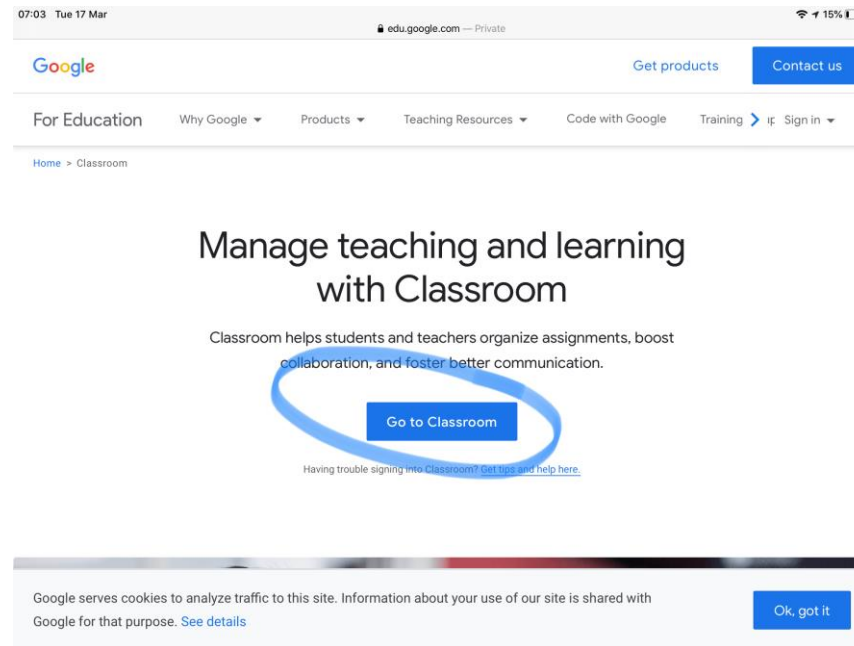
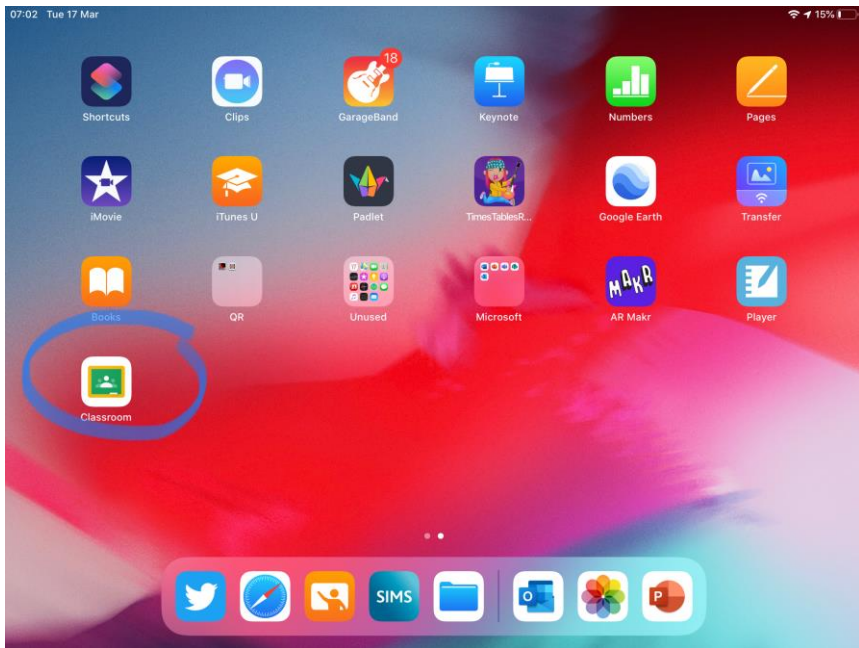
- ▶ Download the app on any Apple, Android or Google device
- ▶ Or go online to https://edu.google.com/products/classroom/?modal_active=none on any Internet browser
- ▶ Children to log in using the username and password provided

Google classroom

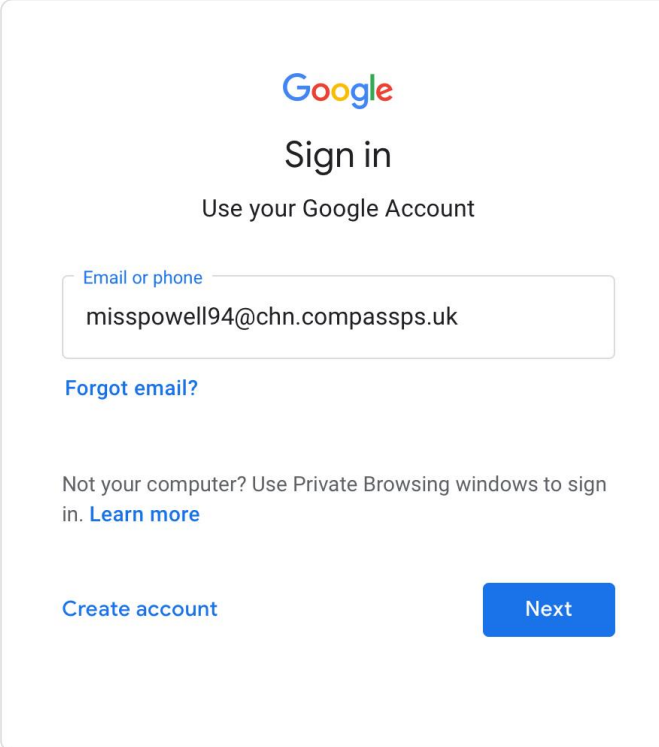


- ▶ **Please bear in mind** to access this brilliant resource, children have been given a working email address. They do not need to use this for any of the work we are setting but want to encourage parents to be aware of this feature
- ▶ They only have the ability email each other though- not the outside world and the outside world are not able to email them

1. Search for Google Classroom using the Internet browser or download the app on your device



2. Enter the username for your child and click next.



The image shows a Google sign-in interface. At the top is the Google logo, followed by the text "Sign in" and "Use your Google Account". Below this is a text input field with the placeholder "Email or phone" and the value "misspowell94@chn.compassps.uk". Under the input field is a link "Forgot email?". Further down is a message "Not your computer? Use Private Browsing windows to sign in." followed by a link "Learn more". At the bottom left is a link "Create account" and at the bottom right is a blue button labeled "Next".

Google

Sign in

Use your Google Account

Email or phone

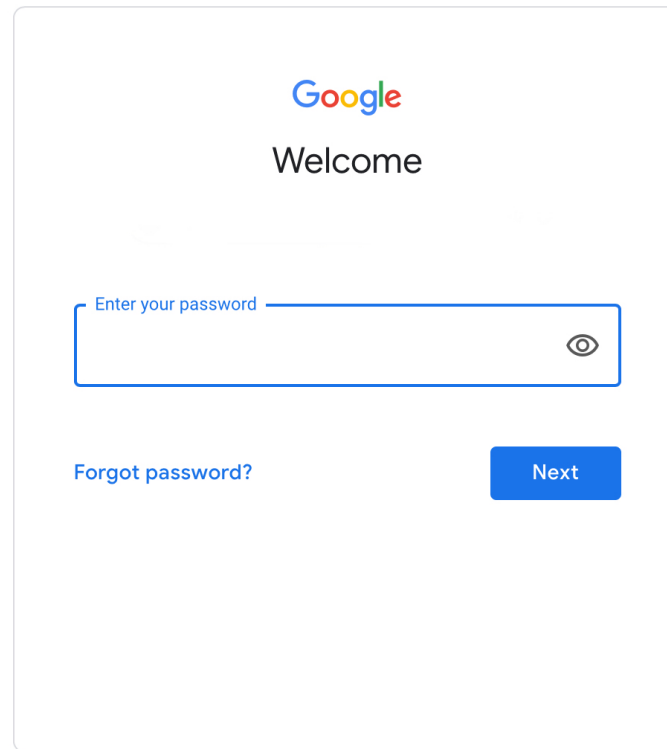
misspowell94@chn.compassps.uk

[Forgot email?](#)

Not your computer? Use Private Browsing windows to sign in. [Learn more](#)

[Create account](#) [Next](#)

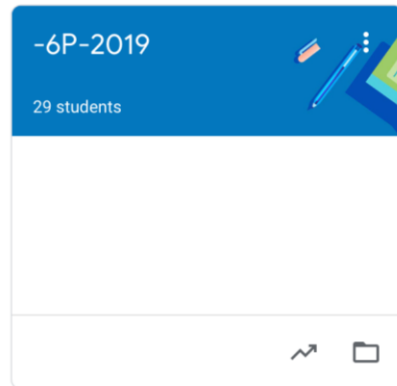
3. Now enter the relevant password and click next



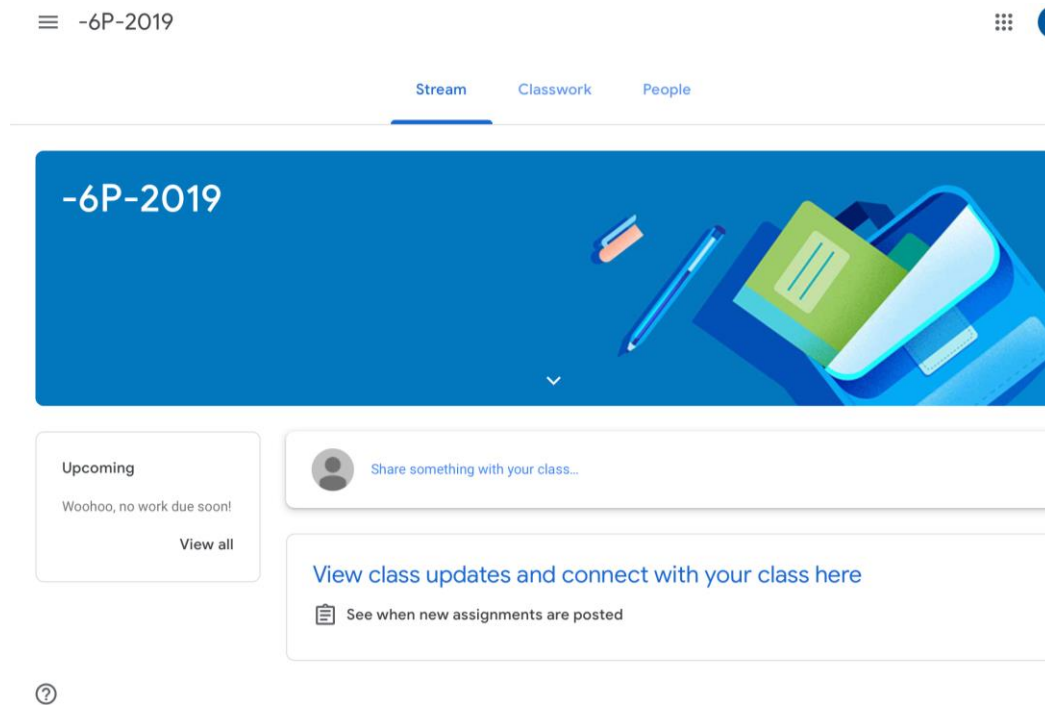
The image shows a Google login interface. At the top, the Google logo is displayed in its multi-colored font, followed by the word "Welcome" in a black sans-serif font. Below this, there is a faint, light gray illustration of a person's head and shoulders. The main focus is a password entry field with a blue border. Inside the field, the text "Enter your password" is written in a small, light blue font. To the right of the text, there is a small eye icon. Below the password field, there is a link that says "Forgot password?" in a blue font. To the right of this link is a blue button with the word "Next" in white text.

4. This will take you to your class.
Click on the name of the class to enter

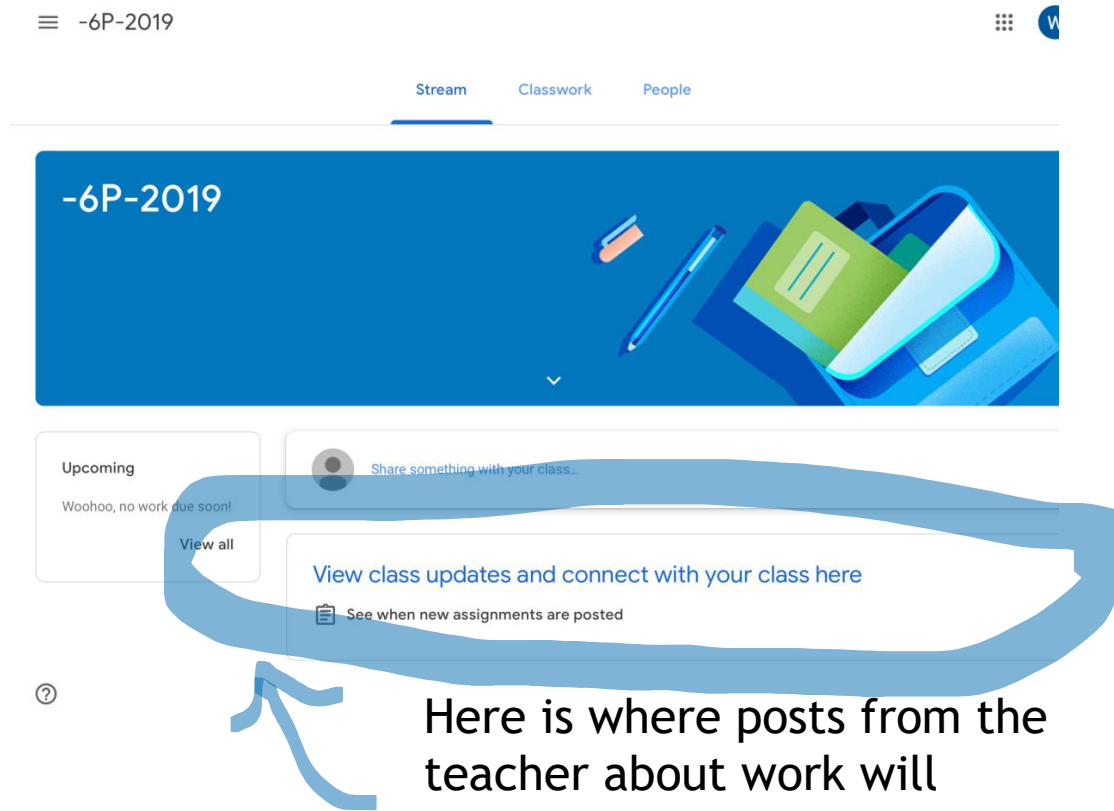
☰ Google Classroom



5. Here is where you will find information that the teacher has posted

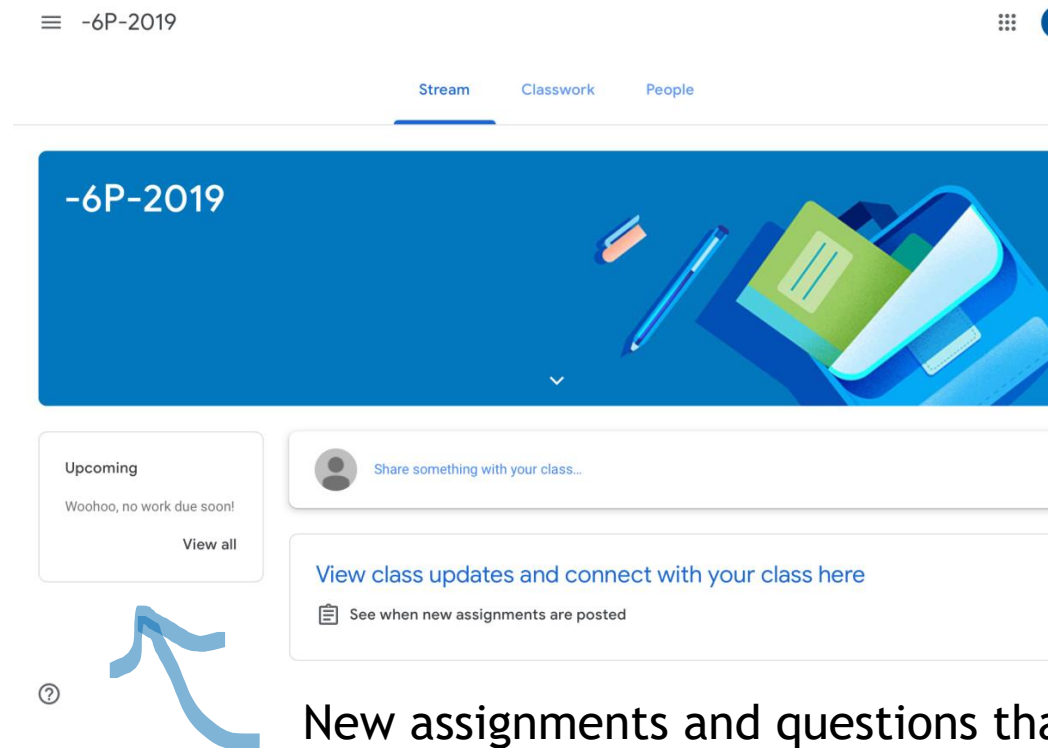


6. Check the stream circled below to see what the teacher has posted. This will be where messages might appear or notes about where to find assignments might be.



Here is where posts from the teacher about work will appear

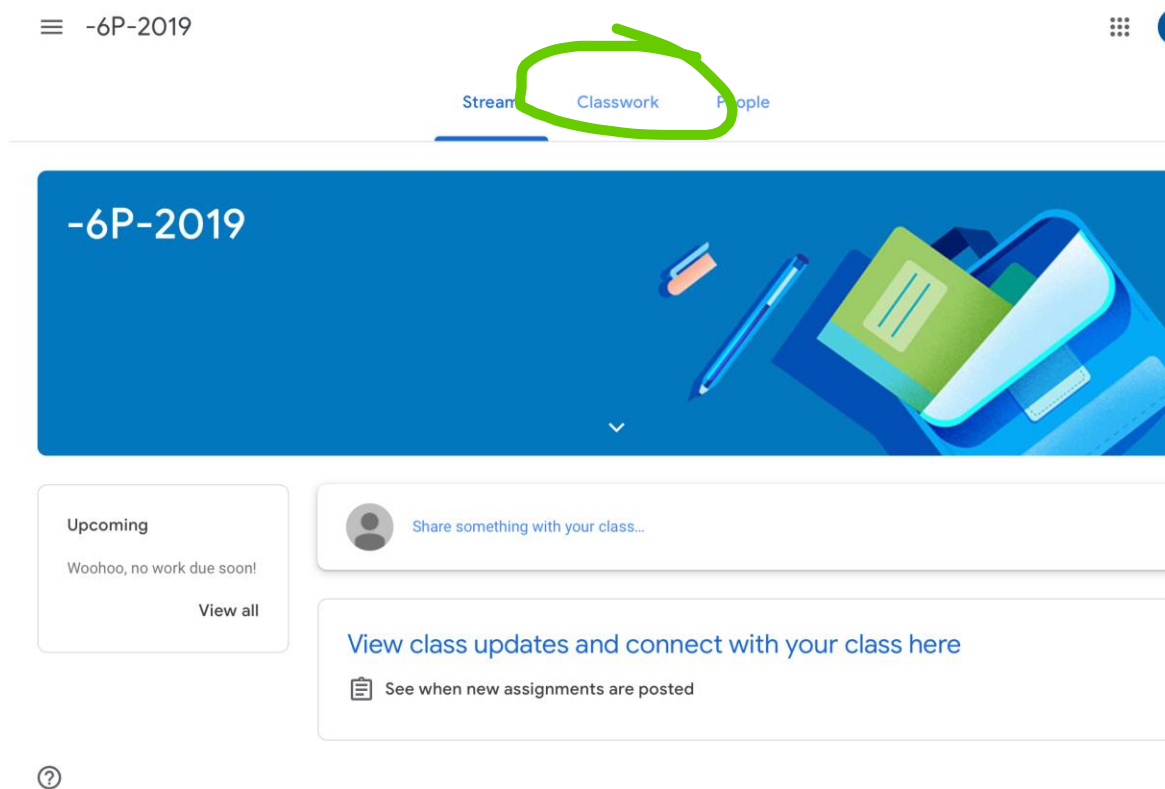
7.Check upcoming work that children have been set through assignments here. Homework will be posted as assignments.



New assignments and questions that have been set will show here to let the child know that they are due

Classwork

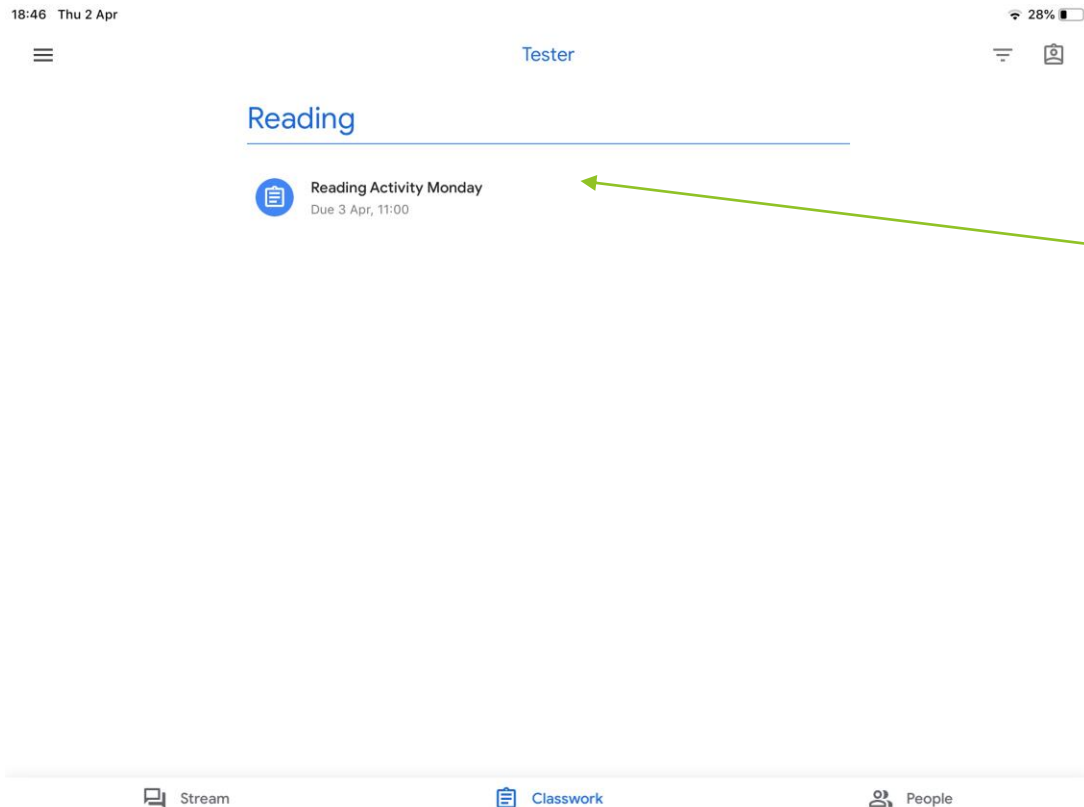
Click on the tab / section that is labelled class work



In the 'classwork' area is where you will find the tasks set by the teacher that require something handed back in and offer a chance to communicate with the teacher

Part 1: accessing assignments

First ensure you have clicked on the classwork tab to see what homework has been set



This is a new activity. You can tell it hasn't been completed because it is a blue icon and it will appear on your to do list

Click on the activity to see what is expected of the children


18:46 Thu 2 Apr

28% 



Due tomorrow, 11:00

Reading Activity Monday

 0 class comments

Please read through pages 27 and 28 of Chapter 2 of Cogheart attached. Look up any words you are unsure about and write down their definition in your books.

1. What is an 'indignity'? Why does Malkin consider it an indignity to be chased through the woods?
2. What is the weather like over these two pages? Use evidence from the text to explain your thoughts.
3. Draw a picture that you think best describes the scene being set on the first two pages of chapter 2

Attachments

 Cogheart Chapter 2 - Week 2.pdf

Your work

Assigned

 Add private comment

Click on the 'add private comments' to message the teacher and to upload your work when complete

18:46 Thu 2 Apr

28%



Due tomorrow, 11:00

Reading Activity Monday

0 class comments

Please read through pages 27 and 28 of Chapter 2 of Cogheart attached. Look up any words you are unsure about and write down their definition in your books.

1. What is an 'indignity'? Why does Malkin consider it an indignity to be chased through the woods?
2. What is the weather like over these two pages? Use evidence from the text to explain your thoughts.
3. Draw a picture that you think best describes the scene being set on the first two pages of chapter 2

Attachments

 Cogheart Chapter 2 - Week 2.pdf

Your work

Assigned

 Add private comment

- Add attachment to attach work when complete
- Click add private comment to write to the teacher

18:46 Thu 2 Apr

28%

Your work Assigned

Private comments

➤

Adding private comments



- Here is where you can post a comment to the teacher about how the child has found their homework and anything you think is important for them to know
- Children can ask questions about what they have been set
- Teachers may not necessarily respond to these messages but they will be picked up in school and discussed with the children

Uploading children's work

18:53 Thu 2 Apr

28%

Your work

Assigned

Add attachment

Mark as Done

Private comments



Hi Miss, I am a little stuck on how to lay out question 3 could you please help me?



Teacher
Of course, what you need to do is think about the vocabulary used to describe the setting and then draw a picture of this image on paper


Add private comment

Click add attachment to upload your work for the teacher to see, if needed

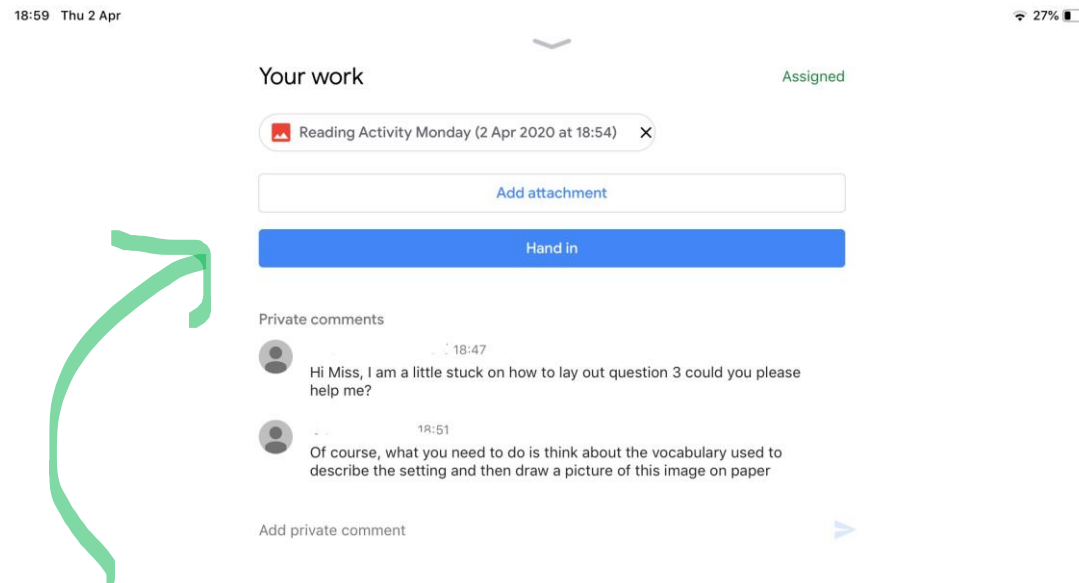
Uploading children's work

You can then choose which file type to upload.

- If you made a document using Google docs. Then use Google Drive
- If you want to show a link of where you found your information then click link
- If you have a file from word or PowerPoint etc use the file button
- If you want to upload a photo as evidence, click pick photo or use camera to take the picture as you upload it
- New docs allows you to create the work using google drive



Here is where your work will appear when you choose which file to upload



When you are happy, click hand in to send it back to the teacher

Here is how it will look when you have handed it in
If you change your mind, you can click unsubmit
and reupload a different document

18:59 Thu 2 Apr

27%

Your work

Handed In

Reading Activity Monday (2 Apr 2020 at 18:54)

Unsubmit

Private comments



18:47

Hi Miss, I am a little stuck on how to lay out question 3 could you please help me?



19:51

Of course, what you need to do is think about the vocabulary used to describe the setting and then draw a picture of this image on paper

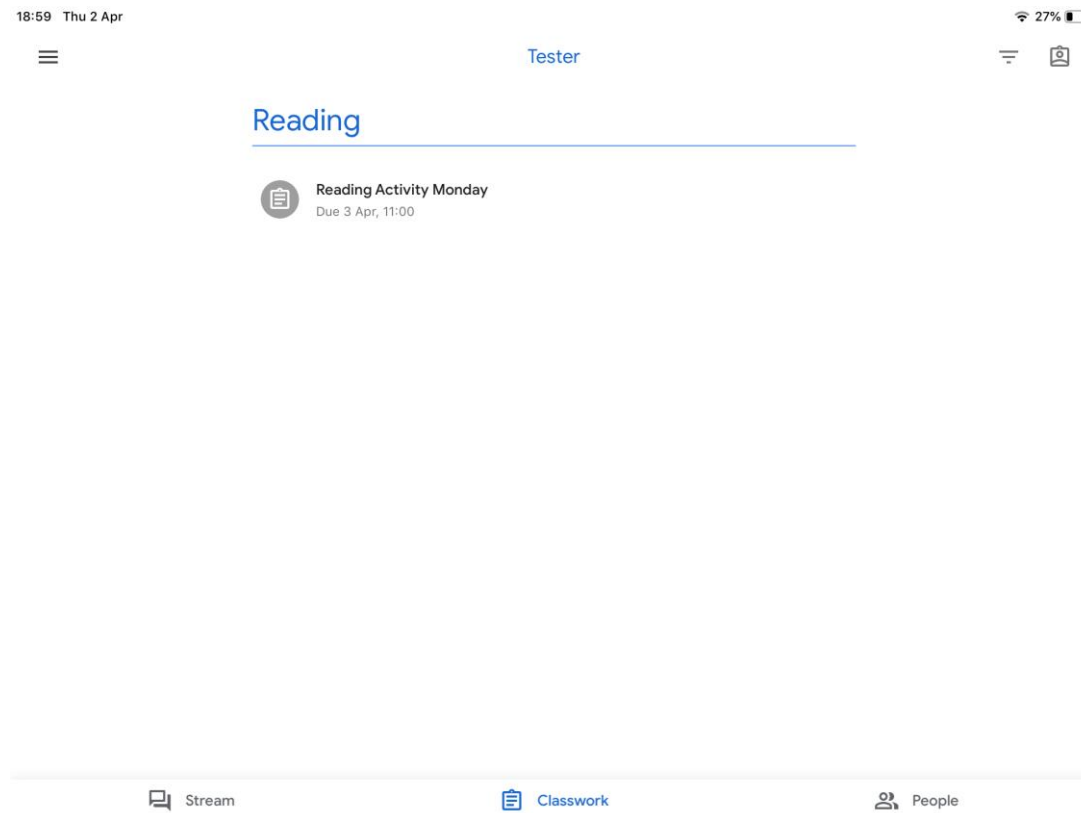
Add private comment



Assignment handed in

Unsubmit

The icon turns grey when the activity is complete



Assignment

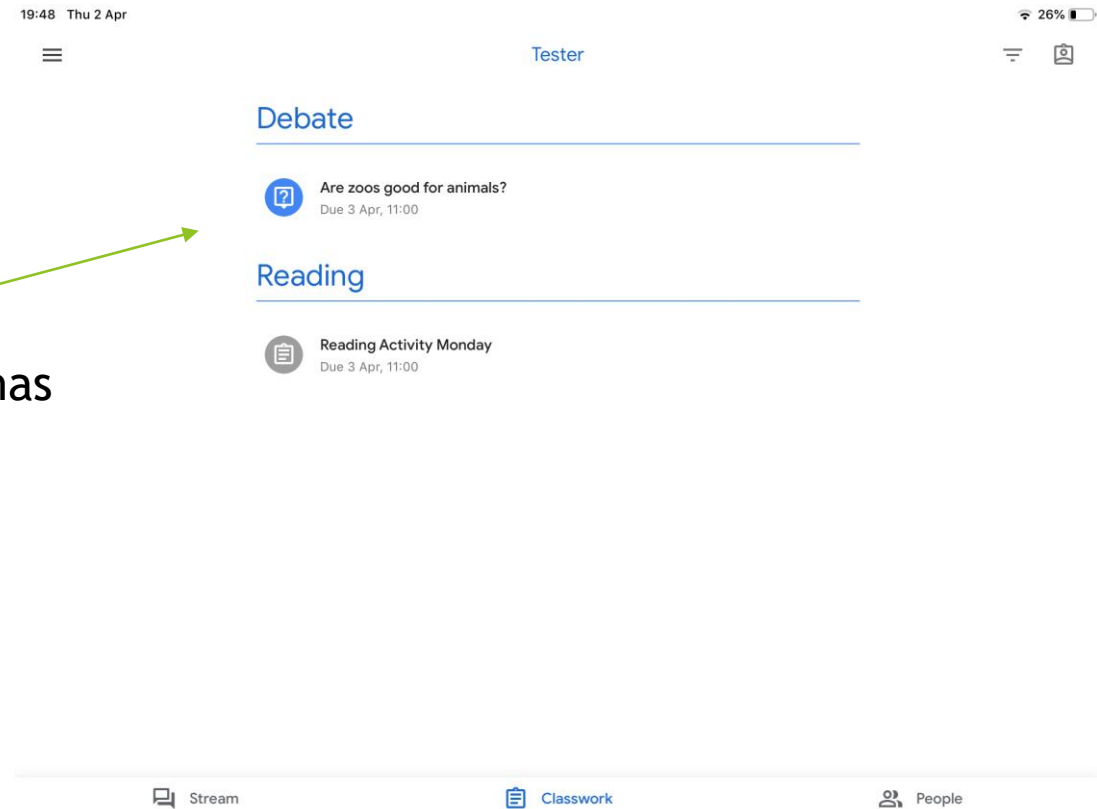
- ▶ This piece of work is now done
- ▶ Children can go back and view this and can still post comments to the teacher if they decide there is something they want to go back to later

Part 2: answering questions

- ▶ Teachers may also set 'Questions'
- ▶ This is where they will pose a question which requires an answer from the children. This could be multiple choice or a short written answer dependent on the format of the question
- ▶ Children can comment to teachers in this area too

Ensure you are on the classwork section of google classroom to find the questions. This is in the same area as the assignments explored previously


Blue icon to show work that has not yet been completed



Questions

Example of question set for children to answer

Tap here to type your answer in



Tap here to write a private comment to the teacher, much like with the assignment section



19:48 Thu 2 Apr



26%

Due tomorrow, 11:00

[Are zoos good for animals?](#)

10 points

0 class comments

Think back to this debate topic from school. Research different articles that might support your viewpoint. Answer it below and make it convincing! I will be scoring you out of 10 for how persuasive you are. Can you use statistics to support your opinion?

Your answer

Assigned

Type your answer

Hand in

Private comments

Add private comment



Type your answer and click
hand in

19:49 Thu 2 Apr



Due tomorrow, 11:00

Are zoos good for animals?

10 points

0 class comments

Think back to this debate topic from school. Research different articles that might support your viewpoint. Answer it below and make it convincing! I will be scoring you out of 10 for how persuasive you are. Can you use statistics to support your opinion?

Your answer

Handed In

I think zoos are fantastic because I like visiting them!

Hand in

Private comments

Add private comment



It will appear like this when
you have handed it in

19:49 Thu 2 Apr



Due tomorrow, 11:00

Are zoos good for animals?

10 points

0 class comments

Think back to this debate topic from school. Research different articles that might support your viewpoint. Answer it below and make it convincing! I will be scoring you out of 10 for how persuasive you are. Can you use statistics to support your opinion?

Your answer

Handed In

I think zoos are fantastic because I like visiting them!

Edit

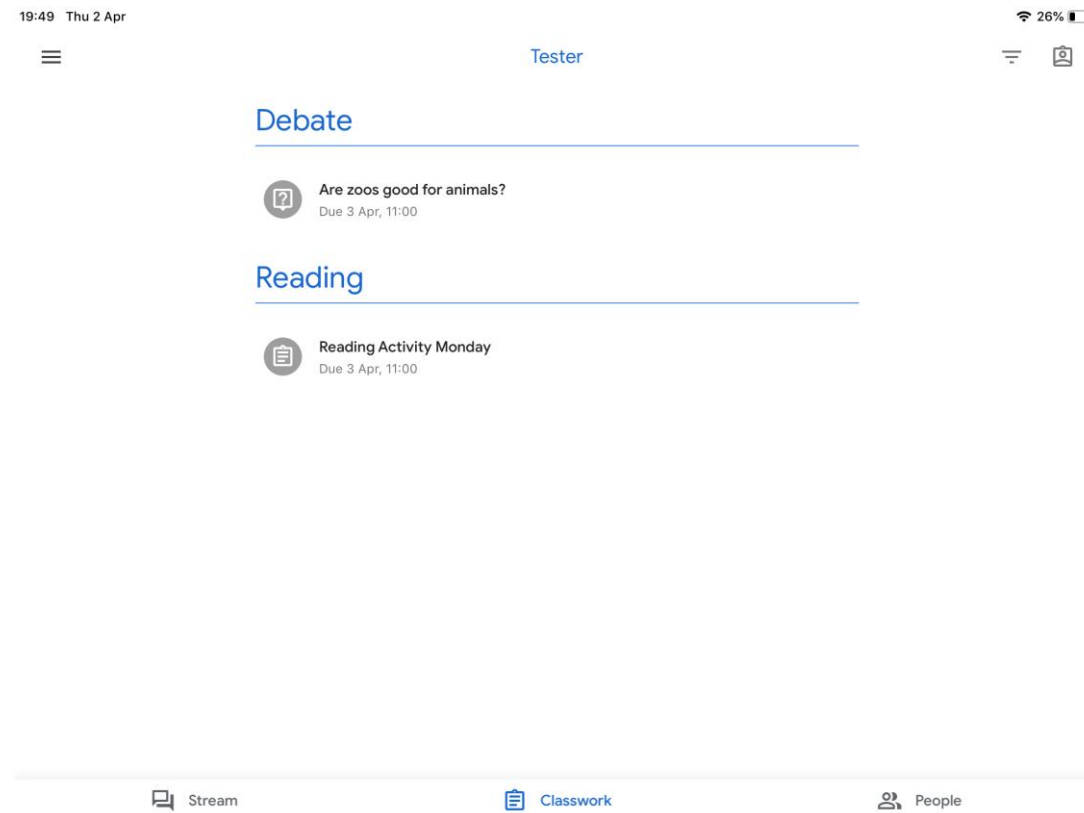
Private comments

Add private comment



26%

Icon turns grey once you have submitted your answer



All of these tasks can be easily found on classwork but will also appear on the stream to remind children what has been set. Example of how this may look

